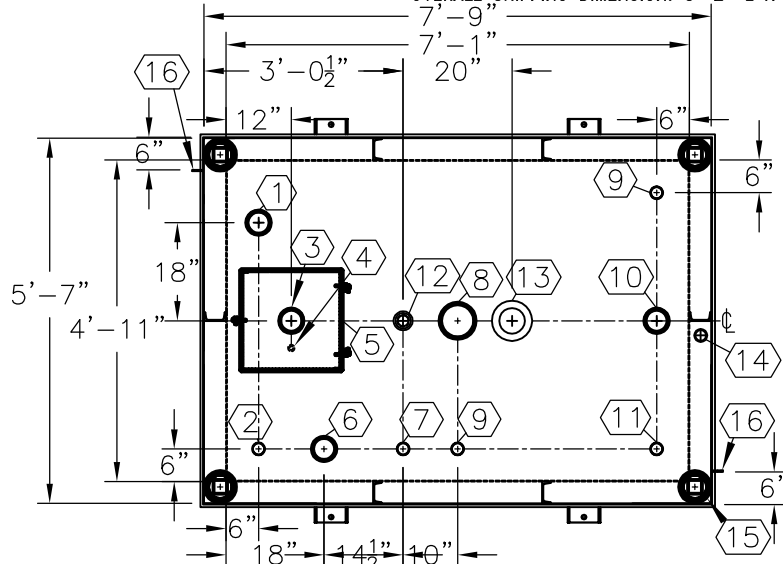


NOTE:

OVERALL SHIPPING DIMENSION: 8'-2" L X 6'-2" W X 5'-7" H



TOP VIEW

ITEM	SIZE	SUGGESTED FUNCTION
1	4"	PHASE 1 VAPOR RECOVERY/SPARE
2	2"	MECHANICAL GAUGE
3	4"	FILL
4	1/2"	DRAIN FOR SPILLBOX
5	15 GAL	SPILLBOX, DWG."SBB001"
6	4"	ELECTRONIC LEVEL GAUGE
7	2"	PRIMARY WORKING VENT
8	6"	PRIMARY TANK EMERGENCY VENT
9	2"	SPARE
10	4"	SUBMERSIBLE PUMP
11	2"	SUCTION PUMP/SPARE
12	2"	SECONDARY WORKING VENT
13	6"	SECONDARY CONTAINMENT EMERGENCY VENT
14	2"	SECONDARY MONITOR PIPE
15	4"	FIRE RATED MATERIAL FILL
16	2" X 2"	GROUND CLIP, DWG."MCB004"

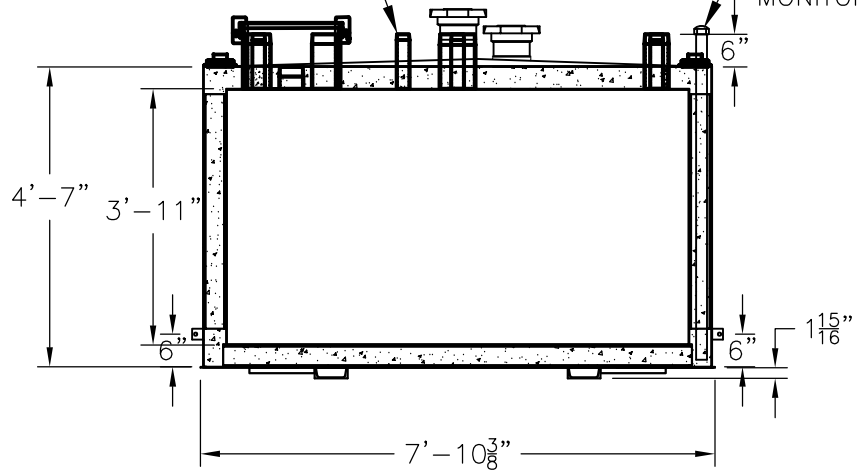
TANK SPECIFICATIONS

VENTING CAPACITY: PRIMARY TANK - 147,000 CUBIC FEET PER HOUR
SECONDARY TANK - 190,000 CUBIC FEET PER HOUR

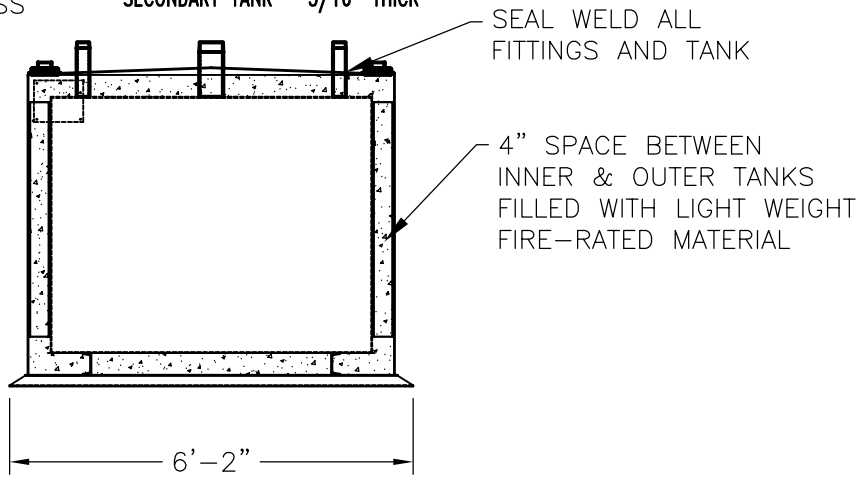
MATERIAL: PRIMARY TANK - 3/16" THICK
SECONDARY TANK - 3/16" THICK

THREADED CONNECTION (TYP.) SEE TOP VIEW

2" STD. PIPE FOR MONITOR ACCESS



ELEVATION



END VIEW

SEAL WELD ALL FITTINGS AND TANK

4" SPACE BETWEEN INNER & OUTER TANKS FILLED WITH LIGHT WEIGHT FIRE-RATED MATERIAL

PRODUCT CODE	GALLONS	DESCRIPTION	OVERALL SIZE	SHIP WT.
V4AA101MVS001	1,000	U/L-2085 ABOVE GROUND VAULT TANK W/SPILLBOX	7'-9" L X 5'-7" W X 4'-9" H	8,500 LBS.



THIS DRAWING AND DESIGN SHOWN HEREIN IS THE PROPERTY OF CONTAINMENT SOLUTIONS. USE OR COPIES THEREOF CANNOT BE MADE WITHOUT WRITTEN CONSENT.

CUSTOMER NAME: _____
APPROVED BY: _____ DATE: _____

DRAWN BY: D. ROVANG	DATE DRAWN: 01-01-14
DWG NUMBER: 5100002	SCALE: 1:36
REV: _____	REV BY: _____
DATE: _____	SHEET: 1 OF 1